


Phonics Information Pack 2019-20



In Combe Martin School, we follow the Letters and Sounds programme.

Letters and Sounds is a phonics resource published by the Department for Education and Skills which consists of six phases.



TERMINOLOGY

Phoneme

Graphemes

Segmenting and blending

Digraph

Trigraph

Split digraph

Abbreviations



PHASE 1

- There are 7 aspects with 3 strands.
- A1 - Environmental
- A2 - Instrumental sounds
- A3 - Body Percussion
- A4 - Rhythm and rhyme
- A5 - Alliteration
- A6 - Voice sounds
- A7 - Oral blending and segmenting.




PHASE 2

- Set 1: s, a, t, p
- Set 2: i, n, m, d
- Set 3: g, o, c, k
- Set 4: ck, e, u, r
- Set 5: h, b, f, ff, l, ll, ss



PHASE 3


- **Set 6:** j, v, w, x
 - **Set 7:** y, z, zz, qu
 - **Consonant digraphs:** ch, sh, th, ng
 - **Vowel digraphs:** ai, ee, oa, oo, ar, or, ur, ow, oi, er
 - **Vowel trigraphs:** igh, ear, air, ure
- 

PHASE 4

- This phase consolidates all the children have learnt in the previous phases.



PHASE 5

- Children will be taught new graphemes and alternative pronunciations for known graphemes.
 - **Consonant digraphs:** wh, ph
 - **Vowel digraphs:** ay, ou, ie, ea, oy, ir, ue, aw, ew, oe, au
 - **Split digraphs:** a_e, e_e, i_e, o_e, u_e
- 

PHASE 6

- The focus is on learning spelling rules for suffixes.
- At CM we also use Decision Making Spelling which teaches all phase 6 spelling rules

-s	-es	-ing	-ed
-er	-est	-y	-en
-ful	-ly	-ment	-ness



SEGMENTING

- Breaking down words for spelling.

cat

c a t



SEGMENTING

queen

qu ee n



BLENDING

Building words from phonemes to read.

c a t

cat



BLENDING

qu ee n


queen



FLUENCY

Improving fluency with reading works by blending sounds together more quickly to read the whole word.

At CM we are focussing on moving from blending to reading fluency by practising with word sets that use sound buttons to blend, then re-read without sound buttons to read the whole word.

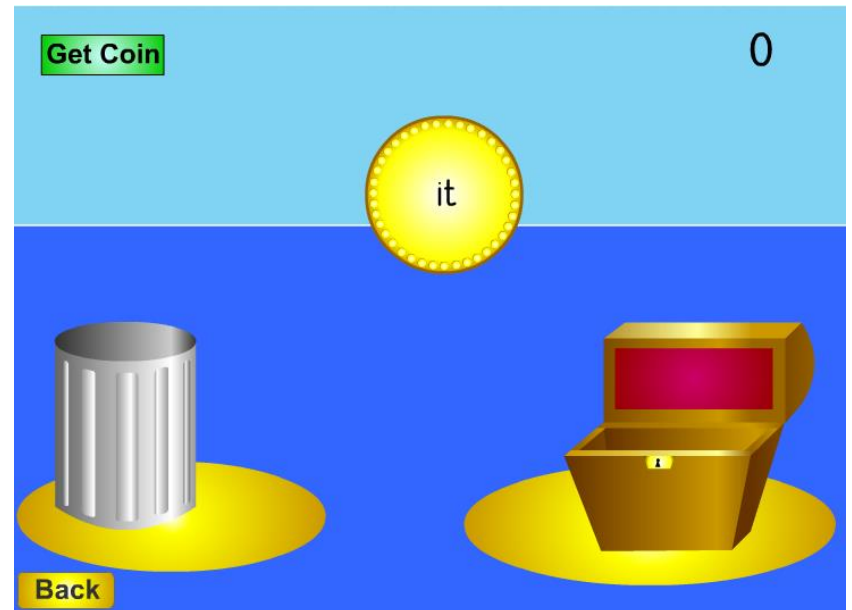
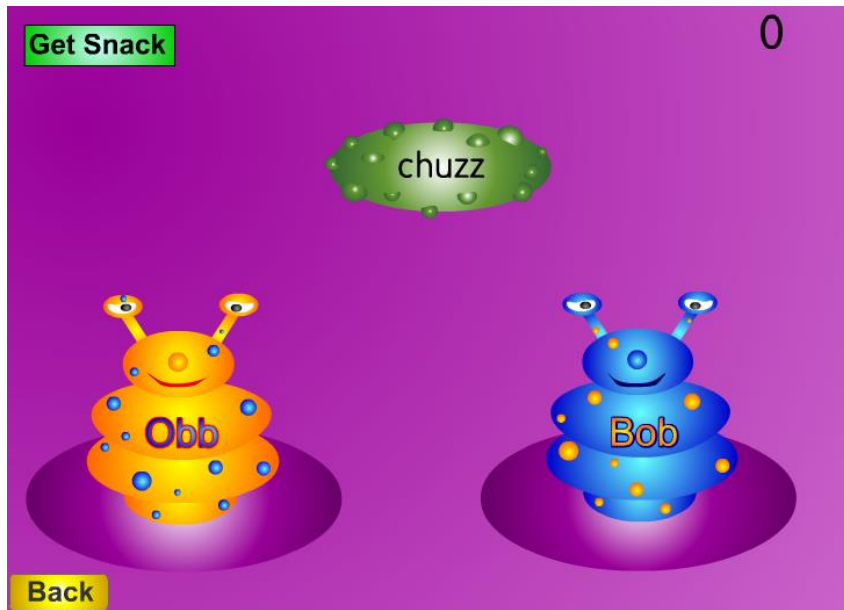


WHAT DOES A KS1 PHONICS LESSON LOOK LIKE?

Revisit/review	Flashcards to practice phonemes learnt so far.
Teach	Teach new phoneme /air/
Practice	E.g. Buried treasure air, zair, fair, hair, lair, pair, vair, sair, thair
Apply	Read captions: Last nights I went to the fair. The girls had long hair.

RESOURCES

<http://www.phonicsplay.co.uk>



YEAR 1 PHONICS TEST

grit

start

best

hooks

blan



steck



hild



quemp

